

LARA
Lightweight Agile
Robotic Assistant



Datasheet

Ready to be used for your application right away. Combining lightweight design and industrial performance with an intuitive user interface.

LARA, the Lightweight Agile Robotic Assistant, is a six-degree-of-freedom collaborative robot that combines the agility of lightweight design with industrial performance. With unmatched speed, precision and protection, LARA bridges the gap between the world of collaborative and industrial robots.

This way, LARA allows you to automate any production process in a cost-efficient way. Its intuitive user interface enables anyone to create programs for LARA, easily automating simple and repetitive tasks in any production environment.

Specifications	LARA3	LARA5	LARA8	LARA10	LARA15	LARA20	LARA25	LARA30	LARA30L
Payload (kg)	3	5	8	10	15	20	25	30	30
Reach (mm)	590	800	1300	1000	1600	1800	1800	1300	1800
Weight (kg)	18	26	48	45	67	98	101	98	126
Degree of Freedom	6 rotary joints								
Repeatability (mm)	± 0.02				±0.05				
IP Rating	IP66				IP54				
Footprint base (mm)	Ø 144	Ø 156	Ø 200	Ø 200	Ø 262	Ø 299	Ø 299	Ø 299	Ø 357
Bolt circle (mm)	Ø 126	Ø 140	Ø 180	Ø 180	Ø 232	Ø 264	Ø 264	Ø 264	Ø 318
Operating Temperature	0 °C – 40 °C								
Power Cables	complete inner harness								
Tool Connector Type	M12 12-pole								
Status Indicator	RGB LED on flange								
Tgt. Perf. Level	PLd Cat.3 / SIL2								
Mounting	any orientation								

LARA

Lightweight Agile
Robotic Assistant



Axis	Working Angle (Degrees)		Maximum Speed (°/s)			
	LARA 3/5/8/10	LARA 15/20/25/30/30L	LARA 3	LARA 5	LARA 8/10	LARA 15/20/25/30/30L
A1	± 180°	± 180°	180	170	130	120
A2	± 180°	± 120°	180	170	130	120
A3	± 150°	± 150° (±120° for 30L)	180	180	150	120
A4	± 180°	± 180°	180	180	150	120
A5	± 180°	± 180°	200	200	180	180
A6	± 360°	± 360° (opt.)	200	200	180	180

TCP Connector and Flange

Hole pattern	DIN ISO 9409-1-50-4-M6
GPIO	3x digital in, 3x digital out, 2x analog in
I/O port	M12 12-pin-A-M / IEC 61076-2-101
I/O power supply	24V, max. 1000mA
Electrical interfaces	GPIO, Modbus RTU, 24V PSU
Control functions	2 programmable buttons on flange



Reach 590 / 800 /
1000 / 1300 / 1600 /
1800 mm

Software & Controller

Motion controller	Real-Time NR-Motion Master
Software interfaces	NeuraPy API
Safety architectures	Safe Master
Safety features	Safe position, speed, torque, limits, I/Os

Programming Features

Smart GUI	Neura easy programming interface
Fast programming	2 programmable buttons on flange, ZeroG, path recording
Human-robot interaction	GUI, force-feedback, LED indicator on flange

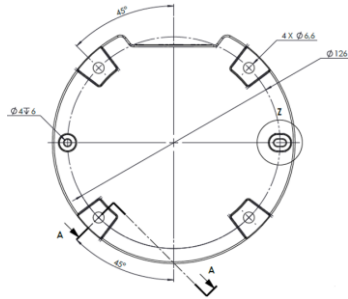
Control Box (NRLCC)

Dimensions	493 mm x 470 mm x 243 mm
Weight	20 kg
Power supply	100-240 VAC, 50/60 Hz, max.1200W
Interfaces	8x GPIO, Modbus TCP, Ethernet IP, USB 3.0, Safe I/Os

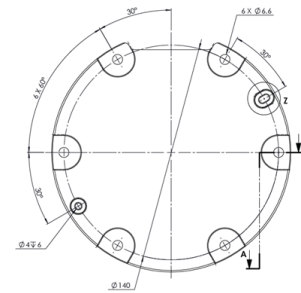
Teach Pendant

Dimensions (var.)	300 mm x 245 mm x 133 mm
Resolution	2560 x 1600 px
Weight	1.5 kg (without cable) 2.5 kg (incl. 5 m cable)
Cable length	5 m

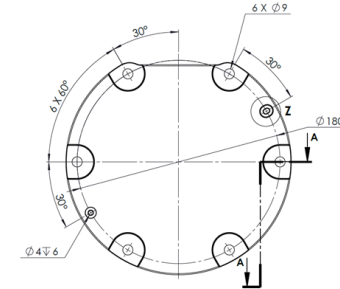
Robot Base Hole Pattern for **LARA 3**



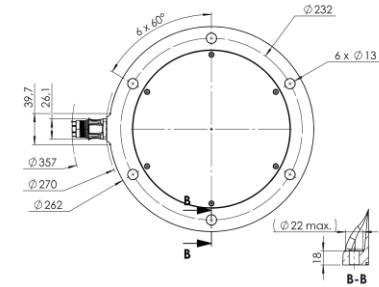
Robot Base Hole Pattern for **LARA 5**



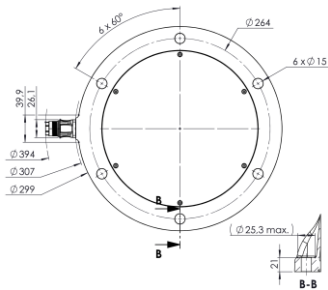
Robot Base Hole Pattern for **LARA 8/10**



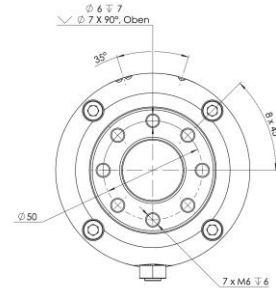
Robot Base Hole Pattern for **LARA 15**



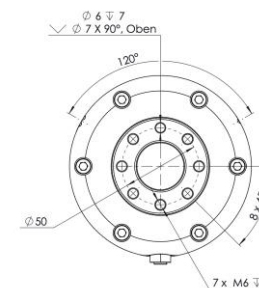
Robot Base Hole Pattern for **LARA 20/25/30/**



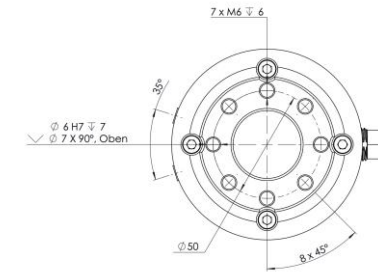
TCP Flange Hole Pattern for **LARA 3/5/8/10**



TCP Flange Hole Pattern for **LARA 20**



TCP Flange Hole Pattern for **LARA 25/30/30L**



Document title: LARA Datasheet
Document version: v3.3.1/10-2025
Document language: English

© NEURA Robotics GmbH
Gutenbergstraße 44
72555 Metzingen
Germany
Phone: +49 (0) 7123 87970 0
E-Mail: info@neura-robotics.com
www.neura-robotics.com

COPYRIGHT, CHANGES AND LIABILITY

This document and any information contained herein, including pictures and drawings, is the sole property and confidential information of NEURA Robotics GmbH. No intellectual property rights or rights of use are granted by the delivery of this document or the disclosure of its content. This document and its content shall not be used for any purpose other than that for which it is supplied. In particular, this document and any information contained therein shall not be reproduced, distributed, made publicly available and/or otherwise be disclosed to a third party without the express written consent of NEURA Robotics GmbH.

NEURA Robotics GmbH has made considerable efforts to ensure the content of this document is correct at the date of publication but does not give warranties regarding the content. The statements in this document are based on the mentioned assumptions and are expressed in good faith. NEURA Robotics GmbH excludes liability, howsoever arising, for any inaccuracies in this document. We reserve the right to make changes to our products and changes to the contents of this document at any time without prior notice. The statements made herein do not constitute an offer. For orders, the respective agreed provisions are decisive.

© 2025 NEURA Robotics GmbH. All rights reserved.